

Monthly Newsletter Publication of the Montgomery County Water Garden Society

At the Waters' Edge

MONTGOMERY COUNTY WATER GARDEN SOCIETY
2277 Wilma Rudolph Blvd., Suite C
PMB 222
Clarksville, TN 37040

Nov 2011
VOLUME 12, No 12


Another Community Service group I am involved in, is collecting needed items for the Safe House.

They are in desperate need of all types of paper goods (baggies, tinfoil, toilet paper, papertowels etc), laundry, dish and dishwasher detergents, along with shampoos, conditioner and body lotions. They reside in dormitory fashion, so large quantity items are best. If you would like to make a donation of goods, please feel free to contact me at 931-249-2355 or drop off at Dunn Insurance on Madison Street (across from the Habitat Re-Hab Store) to Patti Stacy. Other needed things are Disposable Diapers (all sizes) and Wipees.

As I am sure you know, the Safe House is a very low key operation and they are often overlooked in our usual Holiday donations. They meet us in a public parking lot for pick up, ask no questions and you receive no accolades for giving. However, they are extremely grateful and each and every item is well received and desperately needed. So if you find it in your heart to pick up an extra item or two while shopping and would like to share the joy, just let me know. Sharon



Earl's Water Garden Cleaning and Maintenance Service



Reasonable Rates
Earl Parrish
hm: 931-358-2914
Cell: 931-249-4995
fishhookone@bellsouth.net



PRESIDENT'S MESSAGE *Dec 2011*

Holiday Greetings Dear Koi and Watergarden Family,

I hope this finds you Happy, Healthy and enjoying the Season. We have been blessed with a wonderful Autumn and hard to believe the New Year will soon be upon us.

Thanks to your support and another good year of Pond Tour Ticket Sales, the Club will again be making a Christmas contribution to a worthy cause. This year we are able to furnish \$250 of needed items to the Montgomery County Nursing Home. Thank you Pam Ross and Dina Speta for spearheading this project and special gratitude to each of you for making this possible.

MERRY CHRISTMAS everyone and see you at the Banquet. Because of Him,
Sharon Baggett


Visit us on the web at www.mcwgs.org

Upcoming Calendar Events: Board meeting at Miss Patti's 04 Dec at 2:15 members welcome if they RSVP Sharon Baggett. Merry Christmas! Banquet 25 February at Grace Lutheran Church Madison Street. It will begin at 06:00 P.M.

An aerator keeps your pond well oxygenated and can help keep a section of your pond open in the winter time. An aerator works under the premise that moving water resists freezing. When using an aerator, you must remember a few things. An aerator is capable of hyper-cooling your water, if used when air temps are below freezing. To keep this from happening the aerator should be kept in an insulated chamber (outside the pond) in order to pump in less frigid air, or the pump should be kept indoors with just the airline and airstones being used outdoors. This will allow warmer air to be pumped into the pond and eliminate the risk of hyper-cooling altogether. Keeping the pump in the insulated chamber or indoors will also aid in keeping condensation from forming in the airline and subsequently freezing, shutting down the aeration device altogether. You should also avoid installing airstones at the bottom of the pond. This will eliminate stirring up sediments and will avoid putting any undue stress upon your inhabitants. It is believed that the extra currents that are produced from the aerator will cause the fish to use up more of their reserves because they will be forced to use their locomotive capabilities to stay still.

If you are responding to a frozen pond emergency, you'll need to first thaw a shallow section of your pond. To do this, use boiling water contained in bags or containers to melt the ice. Do not whack your ice with a chisel or any other tool, for the shock to your fish can kill them.

During severe winter storms, power outages often result. Keep a plan in place for how you will power de-icers and aerators if this happens. Investing in a generator or a UPS (Uninterrupted Power Supply) will help protect the investment you've made in your pond. Depending on your pond's fish load, a complete freeze can deplete the available oxygen in a relatively short time. Courtesy of Drs Smith and



Hillcrest Chiropractic

Dr. Joshua M. Price
Chiropractor

1735 Haynes Street
Clarksville, Tn 37043

931.906.9679t 931.906.9576f
chiropractichillcrest.com



Country Koi and Water Garden

Large Selection Of Koi And Aquatic Plants

CUSTOM POND DESIGN & CONSTRUCTION SERVICES

191 OLMSTEAD ROAD • OLMSTEAD, KY.
(270) 726-6413

10% DISCOUNT TO MCPS MEMBERS WITH CARD

**Treasurer's Report from Dina Speta—
As of Dec 2011**

Balance as of Nov 2011.....	2944.17
Deposits.....	0
Expenditures.....	0
Balance as of Sep 2011.....	2944.17



Voted Best of Clarksville

150 Hillcrest Drive
Clarksville, TN

EDEN
day spa & salon

Pleasant View Nursery & Florist

7070 Highway 41-A
Pleasant View, TN 37146
Just 1 1/2 miles from the stoplight on 41-A towards Clarksville




OPEN YEAR ROUND

Summer Hours
Mon -Thur 8:30 - 6:00 Fri - Sat 8 - 6:30 Sun 10 - 5

615-974-2540

MCKINNEY MINING



• Quarry Stone • Flagstone • Thin Veneer
• Fieldstone • Creekstone

Chad McKinney
1324 College Street
Clarksville, TN 37040

Office: 931.802.8413
Cell: 931.206.7619
Fax: 931.802.8416

Nanaimo Bars– my Nana always made these for Christmas!

Cookie Base

- 1 pouch (1 lb 1.5 oz) Betty Crocker® double chocolate chunk cookie mix
- 1 cup graham cracker crumbs
- 1/2 cup chopped nut topping or chopped walnuts
- 1/2 cup coconut
- 1 cup butter or margarine, melted
- 1 egg

Filling

- 4 cups powdered sugar
- 4 tablespoons vanilla instant pudding and pie filling mix
- 1/3 cup butter or margarine, softened
- 1/4 cup milk

Topping

- 1 bag (12 oz) semisweet chocolate chips (2 cups)
- 1/4 cup butter or margarine

Heat oven to 350°F. Line bottom and sides of 13x9-inch pan with foil, leaving foil overhanging at 2 opposite sides of pan. In large bowl, stir cookie base ingredients until well mixed. Spread into pan; press lightly. Bake 16 to 18 minutes or until set. Cool completely, about 30 minutes.

In another large bowl, stir together powdered sugar and pudding mix. Add 1/3 cup butter and the milk; beat with electric mixer on medium speed until smooth (filling will be very thick). Spoon over cookie base; press evenly to cover. Refrigerate while making topping.

In small microwaveable bowl, microwave topping ingredients uncovered on High 1 minute to 1 minute 30 seconds, stirring every 30 seconds until melted and smooth. Spread over filling. Refrigerate uncovered until set, about 30 minutes.

Use foil to lift bars from pan; pull foil from sides of bars. Cut into 9 rows by 4 rows. Store covered in refrigerator.

Makes 36 bars

Courtesy of Betty Crocker

Do you have some photos of your water garden, pond, plants or fish that you would like to share with other members? The Pond Society keeps a scrap book that is shown at pond days and other functions, but it needs updating. Please contact Pam Ross, 368-1583, if you would like to have your photos included.

Also, any info that you would like to have published in the newsletter, send to Terrie Young at terrieyoung200@lycos.com.

YOUR BOARD OF DIRECTORS

- Sharon Baggett, President 249-2355
- Herman Albright, Vice President 645-3175
- Linda VanMaanen, Secretary 368-1636
- Dina Speta, Treasurer 368-1583
- Linda Earp, Banquet Chairman 645-9700
- Pam Ross, Events Chairman 368-1583
- Ron and Linda Westfall, Publicity 648-6350
- Terrie Young, Membership Chair 302-3387
- Roy Prewitt, Special Events 647-0518

Please keep in mind that we still need ponds for the 2012 tour and hosts/hostesses for the pond parties for the next year. If you are willing or able to open your house to us, please contact Pam Ross for a list of dates available for the parties, or to sign on for being on the tour. The tour is where we generate the money to keep going each year, so please contribute to making next year's tour better than ever! Thanks!



Monthly Door Prizes
Furnished By

**THANKS FOR
YOUR SUPPORT**

Wilma Rudolph Blvd.



We thank all of our sponsors who provide us with monthly door prizes and also those who offer discounts on their fine services in our community. See our website sponsor page for more information.


THANK YOU !

Mary Cooper
Owner

2277-C Wilma Rudolph Blvd.
Clarksville, TN 37040

Mon. 8 am - 6:30 pm
Tues. - Fri. 8:30 am - 6:30 pm
Sat. 9 am - 4:30 pm, Sun. closed
931.906.9030 Tel
931.906.9050 Fax

www.theupsstore.com



The UPS Store™

Swap Board



OTHER EVENTS OF INTEREST

We are live on Facebook now! Thanks to Kirsten Seay you can like us or save us to your page- there are many great photos of last year's tour and we will post the ones of this year's tour when available! Just search MCWGS and it'll pop right up!

“A Global Experience” Open House on ***Sunday, December 4***, from 2:00 pm -5:00 pm, feature the Trees, entertainment and refreshments Smith Trahern Mansion ”Home of Family and Community Education,” Life Skills Learning Center featuring Trees, entertainment, refreshments and our partnership with the City of Clarksville, many Volunteers and our Montgomery County University of Tennessee Extension. We celebrate now 27 years of work to keep the mansion open to the public. The Trees will be open on weekdays from 9:30 am until 2:30 pm December 4-8, 12-15, with FRIDAY's open for WINTER MARKET. This year's theme is “”A Global Experience, Each room in the mansion will represent a different continent so bring your passport.

Debby Johnson Margie Head Barbara Brown Martha Pile Mansion Director fce President Tree Director UT FCS Agent