

Monthly Newsletter Publication of the Montgomery County Water Garden Society

At the Waters' Edge

MONTGOMERY COUNTY WATER GARDEN SOCIETY
2277 Wilma Rudolph Blvd., Suite C
PMB 222
Clarksville, TN 37040


Oct 2011
VOLUME 12, No 10

On a happy and sad note, we have received a message from Jim Vaden referencing his wife Nancy's current state of health, and have prayers and good thoughts for them and for Linda Earp for her recovery after a fall at her home this week and Charlotte Binkley is now at home with her daughter Dawn Foster. Jim's note is as follows-

"Nancy's surgery was perfect and she is now home. The surgery was Thursday afternoon and she was released today. They were able to take the thymus gland with the minimal invasive technique which will make her recovery period much shorter. The tumor is being analyzed and the results will be available in a few days. Now that the surgery is over, we await the results of the thymus gland removal on her Myasthenia Gravis. In about 25% of the cases, with the thymus removed, the disease goes into full remission, but it may take from one to two years. The disease may not go into remission, but her condition should improve over the current level. We are prepared to take whatever improvement we can get and be appreciative of the results. Thanks for your thoughts and prayers - Jim"



*Earl's Water Garden Cleaning
and Maintenance Service*



Reasonable Rates
Earl Parrish
hm: 931-358-2914
Cell: 931-249-4995
fishhookone@bellsouth.net



PRESIDENT'S MESSAGE

Oct 2011

HAPPY AUTUMN EVERYONE,
Thank you Peggy and Jack Lister for such a super Summer send off of our Pond Party Season! The Chili & Fixin's were fabulous and the Member furnished sides were delicious. The weather was perfect and we had around 35 in attendance. A great time was had by all.

For those who may be unaware. Kelly Speta is daughter of Dina Speta and Granddaughter of Pam Ross. Kelly has made the news again with Sen. Bob Corker!

["http://www.theleafchronicle.com/article/20110930/NEWS01/109300326/Sen-Corker-cites-frustration-partisan-politics?odyssey=tab|topnews|text|FRONTPAGE](http://www.theleafchronicle.com/article/20110930/NEWS01/109300326/Sen-Corker-cites-frustration-partisan-politics?odyssey=tab|topnews|text|FRONTPAGE)

Kelly is a Freshman at APSU and we are so very, very proud of her. You go Girl!!!!

Don't forget to support and tell our Sponsors how greatly we appreciate them. We had over 50 Door Prizes available at our Pond Tour Picnic and mostly, ALL thanks to them.


Also, special thanks to Jill and Billy Copeland for their donation of books, that were saved for the Banquet. Speaking of which, save the date! Saturday, February 25th!

Until Next Month.....
S R Baggett

Visit us on the web at www.mcwgs.org

Fall Pond Care and Fish Feeding

Maintain a healthy pond environment
 A substantial water change, up to 50%, removes contaminants and helps maintain improved water conditions throughout the winter. This seasonal water change is best done before water temperatures drop below 60°F. This is also a great time to remove organic materials accumulated on the bottom of your pond.
 Change fish diet and feeding schedule
 As water temperatures dip into the 60°F range, cut back on feedings and mix staple diet with a wheat germ diet. Once water temperatures reach around 50°F, only offer wheat germ diet to your fish. Stop feeding when water temperature is at 40°F and do not feed again until water temperatures are consistently over 50°F in the spring.
 Keep falling leaves out of your pond
 Secure a pond net over your pond. When leaves begin to pile up on the net, disconnect one side, remove debris, and repeat the process until all of the leaves have dropped from the trees. Remove any remaining leaves from your pond with a pond vacuum, net, or rake.
 Plant maintenance
 Remove or bring tropical plants indoors. Once they are no longer green, trim hardy water lilies down to about an inch or two above the crown and move them to a deeper part of the pond. Trim marginal or bog plants or leave some for winter interest.
 Equipment check
 Thoroughly clean your pond filters during fall. When water temperature drops below 40°F, shut down the water pump and remove the filter media to prevent damage due to freezing. Drain and store pump and filter media per manufacturer's recommendation.
 Winter preparations
 It is crucial to provide proper gas exchange throughout the winter. If extended periods of freezing temperatures are common in your area, install a de-icer or an aerator. These devices maintain an opening and prevent ice from forming completely over the pond surface. If you have an aeration kit, place it near the surface to prevent colder water/air from mixing with warmer water near the bottom of the pond. Courtesy of Drs Foster and Smith



**Hillcrest
Chiropractic**

Dr. Joshua M. Price
Chiropractor

1735 Haynes Street
Clarksville, Tn 37043

931.906.9679t 931.906.9576f
chiropractichillcrest.com



**Country Koi
and Water Garden**

**Large Selection Of Koi
And Aquatic Plants**

**CUSTOM POND DESIGN
& CONSTRUCTION SERVICES**

191 OLMSTEAD ROAD • OLMSTEAD, KY.
(270) 726-6413

10% DISCOUNT TO MCPS MEMBERS WITH CARD

**Treasurer's Report from Dina Speta—
As of Sep 2011**

Balance as of Aug 2011.....	2333.57
Deposits.....	2046.00
Expenditures.....	-will follow
Balance as of Sep 2011.....	will follow



Voted Best of Clarksville

150 Hillcrest Drive
Clarksville, TN

**Pleasant View
Nursery & Florist**

7070 Highway 41-A
Pleasant View, TN 37146
Just 1 ½ miles from the spotlight
on 41-A towards Clarksville




OPEN YEAR ROUND

Summer Hours
Mon -Thur 8:30 - 6:00 Fri - Sat 8 - 6:30 Sun 10 - 5

615-974-2540

**MCKINNEY
MINING**



• Quarry Stone • Flagstone • Thin Veneer
• Fieldstone • Creekstone

Chad McKinney
1324 College Street
Clarksville, TN 37040

Office: 931.802.8413
Cell: 931.206.7619
Fax: 931.802.8416

Bloody Brain Mold- A Halloween Twist on Shrimp Cocktail

Ingredients

- 2 3/4 pounds large shrimp, peeled, deveined, and cooked
- 1 tablespoon powdered gelatin
- 1 teaspoon finely grated fresh horseradish
- 1 1/4 teaspoon coarse salt
- 1/2 cup freshly squeezed lemon juice
- 3/4 teaspoon Old Bay seasoning
- 1/4 teaspoon cayenne pepper
- Prepared cocktail sauce, for serving

Directions

Arrange shrimp in a 6 1/2- to 7-cup brain-shaped mold with tails facing upwards in vertical rows. Fill a glass bowl with 1 2/3 cups cold water; sprinkle gelatin over water and let stand 5 minutes. In a small saucepan, cook gelatin mixture over medium-low heat, stirring constantly, until gelatin has dissolved. Whisk in lemon juice, horseradish, salt, Old Bay, and cayenne pepper until well combined. Pour gelatin mixture over shrimp in mold. Cover with plastic wrap, pressing down on the surface. Fit a plate into mold and weight with cans. Refrigerate until set, about 5 hours. Invert mold onto a serving platter; serve with cocktail sauce. See pic on right!

Thanks to Martha Stewart— if you go to MarthaStewart.com there is a fun video that shows how to make this. Type in Bloody Brain.

Do you have some photos of your water garden, pond, plants or fish that you would like to share with other members? The Pond Society keeps a scrap book that is shown at pond days and other functions, but it needs updating. Please contact Pam Ross, 368-1583, if you would like to have your photos included.

Also, any info that you would like to have published in the newsletter, send to Terrie Young at terrieyoung200@lycos.com.

YOUR BOARD OF DIRECTORS

- Sharon Baggett, President 249-2355
- Herman Albright, Vice President 645-3175
- Linda VanMaanen, Secretary 368-1636
- Dina Speta, Treasurer 368-1583
- Linda Earp, Banquet Chairman 645-9700
- Pam Ross, Events Chairman 368-1583
- Ron and Linda Westfall, Publicity 648-6350
- Terrie Young, Membership Chair 302-3387
- Roy Prewitt, Special Events 647-0518



Monthly Door Prizes
Furnished By

**THANKS FOR
YOUR SUPPORT**

Wilma Rudolph Blvd.



We thank all of our sponsors who provide us with monthly door prizes and also those who offer discounts on their fine services in our community. See our website sponsor page for more information.

THANK YOU !

Mary Cooper
Owner

2277-C Wilma Rudolph Blvd.
Clarksville, TN 37040

Mon. 8 am - 6:30 pm
Tues. - Fri. 8:30 am - 6:30 pm
Sat. 9 am - 4:30 pm, Sun. closed
931.906.9030 Tel
931.906.9050 Fax

www.theupsstore.com



The UPS Store™

Swap Board

Dale Davis 931-648-8245 has 5 10 - 12 inch Koi for sale. \$30 each. Most are white and orange and 1 gray w/black spots and silver fins. 619 Rocky Hill Road, Clarksville TN 37042. Give him a call if interested.

OTHER EVENTS OF INTEREST

We are live on Facebook now! Thanks to Kirsten Seay you can like us or save us to your page- there are many great photos of last year's tour and we will post the ones of this year's tour when available! Just search MCWGS and it'll pop right up!

08 October at 08:00 is the fall Master Gardener Plant sale and festival at the Restore/ Restyle Habitat for Humanity store on Madison Street. Come get great deals on your plants there!